



**MODEL CA-XAD-4-45-GL
COMBINATION LOUVER
DRAINABLE BLADE. AMCA LICENSED.**



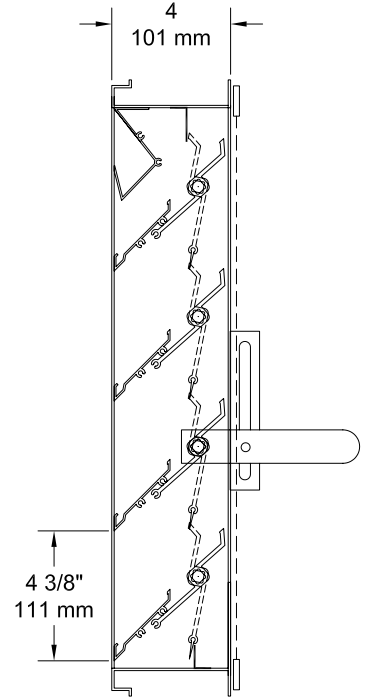
Standard Construction:

- Frame: 4" x .081 (101 mm x 2.1 mm) extruded aluminum (6063-T5).
- Stationary Blades: .060 (1.5 mm) extruded aluminum (6063-T5).
approximately 4-3/8" (111 mm) on centers.
- Adjustable Blades: .080 (2 mm) extruded aluminum (6063-T5).
- Blade Angle: 45°
- Bearings: Permanently lubricated oilite bronze,
press fit into frame.
- Axles: 3/8" (9.5 mm) square plated steel.
- Linkage: Plated steel concealed in jamb.
- Operator: Wing nut side bracket.
- Blade Seals: Extruded Vinyl.
- Jamb Seals: Flexible stainless steel.
- Screen: Bird screen - 3/4" x .050 (19 mm x 1.27 mm) flattened
expanded aluminum in a removable frame on interior of louver.
- Finish: Mill aluminum.
- Minimum Section Size: 8"w x 12"h (203 mm x 305 mm)
- Maximum Section Size: 60"w x 96"h (1524 mm x 2438 mm)

Options:

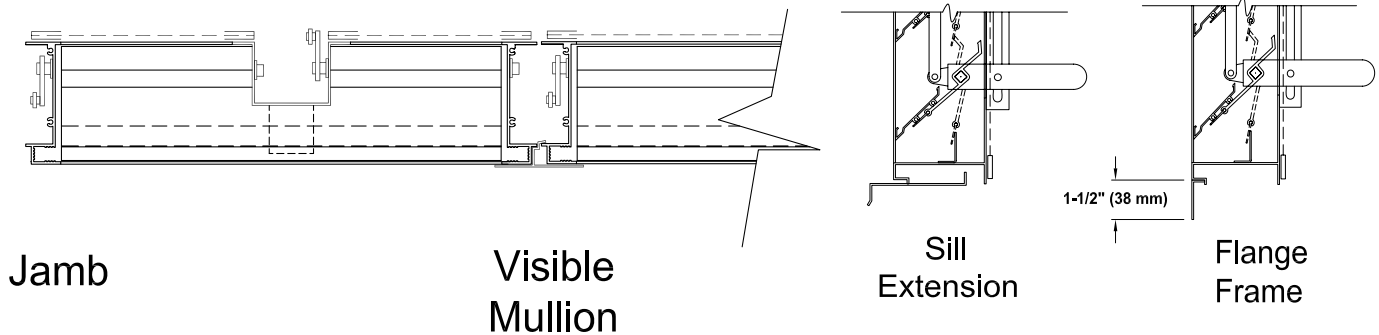
- Screens: Insect screen - 18 x 16 mesh aluminum
- Other: _____
- Finish: Prime Coat.
Baked Enamel.
Clear Anodize - 204-R1 & 215-R1.
Integral Color Anodize
Kynar 500 Enamel.
Other: _____
- Sill Extensions:
- Flange: 1-1/2" (38 mm) (front or rear)
- Other Operator - _____

Notes: Louvers fabricated 1/4" (6.4 mm) under opening size unless otherwise noted.



Channel Frame

CA-XAD-4-45-GL - 02-09



Specifications are correct at time of printing. However, as part of our 'continuous improvement program,' we reserve the right to make further improvements without notice. © 2006 NCA Manufacturing

Project: _____ Contractor: _____
 Location: _____ Address: _____
 Architect: _____ P.O. Number: _____
 Engineer: _____ Date: _____



MODEL CA-XAD-4-45-GL COMBINATION LOUVER DRAINABLE BLADE. AMCA LICENSED.

PERFORMANCE DATA

© 2006 NCA Manufacturing

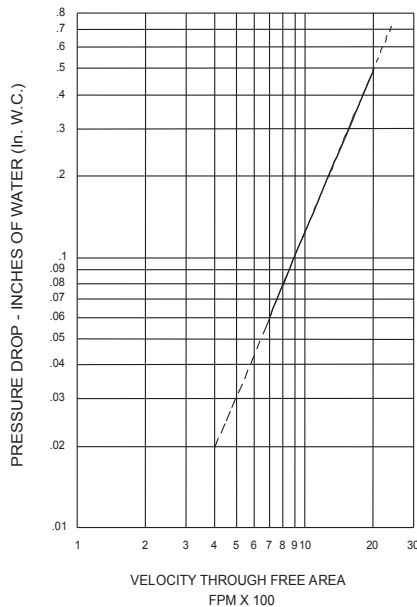
Specifications

Furnish and install where shown model CA-XAD-4-45-GL louver, manufactured by NCA Manufacturing. Louvers shall be the combination drainable type with a frame depth of 4 inches. Frames and adjustable blade shall be .081 inches thick 6063-T5 extruded aluminum alloy. Stationary blades to be .060 inches thick 6063-T5 extruded aluminum alloy. Blades shall be located on a 45 degree blade angle. Screens shall consist of 3/4" expanded aluminum, with an aluminum frame, mounted to the louver interior, and be removable for cleaning. Louvers shall be finished with Polyurethane Acrylic enamel, Kynar 500, Anodize or other finishes selected by the architect from NCA standard color charts.

CA-XAD-4-45-GL FREE AREA IN SQ. FT.

Height - Inches	Width - Inches															
	8	12	18	24	30	36	42	48	54	60	66	72	78	84	90	96
12	0.15	0.26	0.41	0.57	0.73	0.89	1.05	1.21	1.37	1.53	1.69	1.85	2.01	2.17	2.32	2.48
18	0.27	0.47	0.76	1.05	1.34	1.63	1.93	2.22	2.51	2.80	3.09	3.38	3.68	3.97	4.26	4.55
24	0.37	0.64	1.04	1.44	1.84	2.24	2.64	3.04	3.44	3.84	4.24	4.64	5.04	5.44	5.84	6.24
30	0.55	0.94	1.52	2.10	2.69	3.27	3.85	4.44	5.02	5.60	6.19	6.77	7.35	7.94	8.52	9.10
36	0.69	1.17	1.90	2.63	3.37	4.10	4.83	5.56	6.29	7.02	7.75	8.48	9.21	9.95	10.68	11.41
42	0.79	1.35	2.19	3.03	3.87	4.71	5.56	6.40	7.24	8.08	8.92	9.76	10.60	11.44	12.29	13.13
48	0.93	1.60	2.60	3.59	4.59	5.59	6.59	7.58	8.58	9.58	10.57	11.57	12.57	13.56	14.56	15.56
54	1.07	1.83	2.96	4.10	5.24	6.38	7.52	8.65	9.79	10.93	12.07	13.20	14.34	15.48	16.62	17.76
60	1.18	2.02	3.28	4.53	5.79	7.05	8.31	9.57	10.82	12.08	13.34	14.60	15.86	17.11	18.37	19.63
66	1.33	2.28	3.69	5.11	6.53	7.95	9.37	10.79	12.20	13.62	15.04	16.46	17.88	19.30	20.71	22.13
72	1.45	2.47	4.02	5.56	7.10	8.64	10.18	11.72	13.27	14.81	16.35	17.89	19.43	20.97	22.52	24.06
78	1.57	2.69	4.37	6.04	7.72	9.40	11.07	12.75	14.43	16.11	17.78	19.46	21.14	22.81	24.49	26.17
84	1.72	2.95	4.78	6.62	8.45	10.29	12.13	13.96	15.80	17.64	19.47	21.31	23.14	24.98	26.82	28.65
90	1.79	3.06	4.97	6.88	8.79	10.70	12.61	14.51	16.42	18.33	20.24	22.15	24.06	25.97	27.88	29.78
96	1.97	3.38	5.48	7.59	9.70	11.80	13.91	16.01	18.12	20.23	22.33	24.44	26.54	28.65	30.75	32.86

CA-XAD-4-45-GL - 02-09

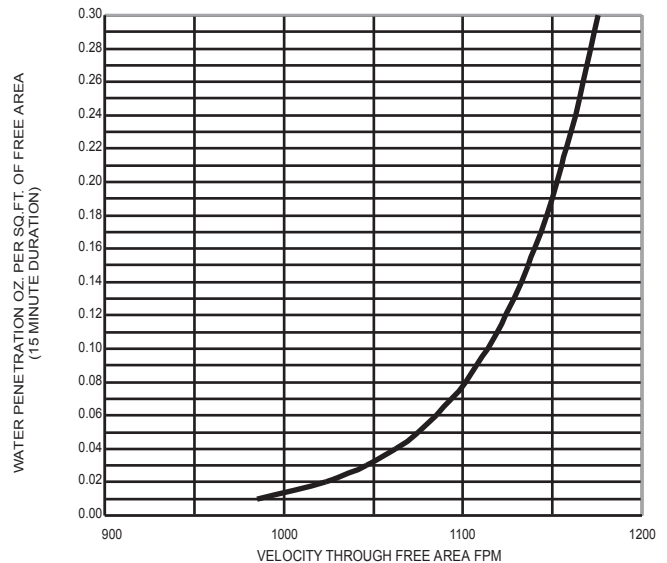


PRESSURE DROP
INTAKE

Pressure Drop Data applies to test unit size 48" x 48" only.
Performance Data does not include the effects of birdscreen.

NCA Manufacturing, Inc. certifies that the Model CA-XAD-4-45-GL louver shown herein is licensed to bear the AMCA seal. The ratings shown are based on tests and procedures performed in accordance with AMCA Publication 511 and comply with the requirements of the AMCA Certified Ratings program.

The AMCA Certified Seal applies to air performance ratings and water penetration ratings.



Water Penetration

Water Penetration Data applies to test unit size 48" x 48" only. Beginning of Water Penetration is 986 FPM Free Area Velocity.

Performance shown is at standard air density 0.075 lbs./ft³.

August, 2006